Max Orient Internation Company
5F., No.127-12, Anxing Rd., Xindian Dist.,
New Taipei City 231, Taiwan
Phone: +886-2-77136641
Fax: +886-2-22121978
office@maxorientintl.com

Max Orient

360° ROTATABLE Laminectomy and Foraminotomy Punches

news
10.2014

360° RO TATABLE LAMINECTOMY AND FORAMINOTOMY PUNCHES

Max Orient

The 360° rotatable punches can be set in 7 different biting positions by rotating the shaft. The advanced spring system ensures simple use and rotation during surgery. The surgeon's hand stays in the same position, therefore an optimal view is achieved.

EXCHANGEABLE AND ROTATABLE SHAFT

Hand stays in the same position, accidential release of the shaft is impossible.

❶ 45° left down cutting ❷ 90° left cutting ❸ 45° left cutting ❹ Up cutting ❺ 45° right cutting ❻ 90° right cutting ❼ 45° right down cutting

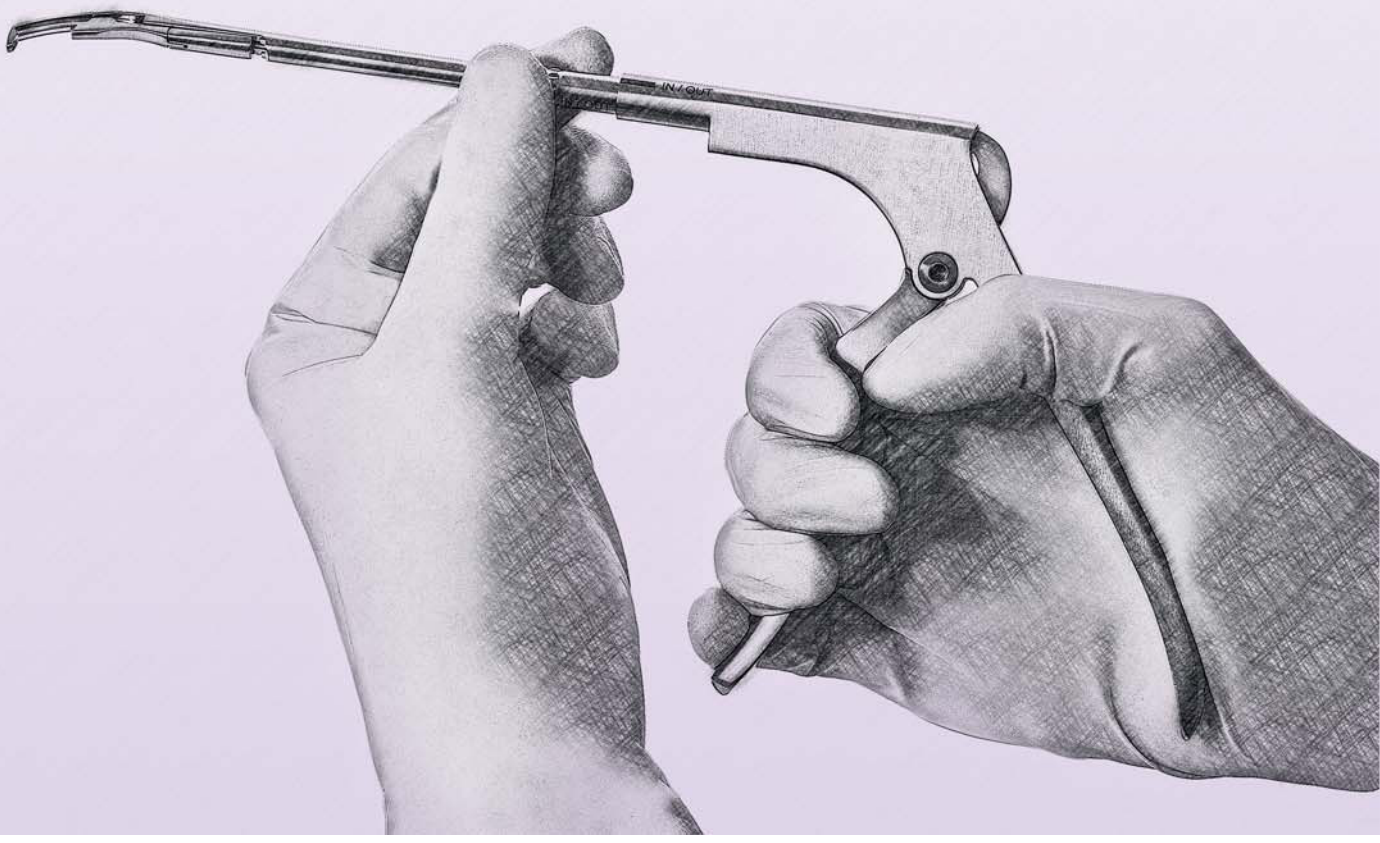

40° ANGLED

Length	Bite	Order Number
180mm, 7"	1mm	250-210-181
	1.5mm	250-210-180
	2mm	250-210-182
	3mm	250-210-183
	4mm	250-210-184
	5mm	250-210-185
200mm, 8"	1mm	250-210-201
	1.5mm	250-210-200
	2mm	250-210-202
	3mm	250-210-203
	4mm	250-210-204
	5mm	250-210-205
230mm, 9"	1mm	250-210-231
	2mm	250-210-232
	3mm	250-210-233
	4mm	250-210-234
	5mm	250-210-235
250mm, 10"	1mm	250-210-251
	2mm	250-210-252
	3mm	250-210-253
	4mm	250-210-254
	5mm	250-210-255

40° ANGLED, BAYONET

Length	Bite	Order Number
180mm, 7"	1mm	250-240-181
	2mm	250-240-182
	3mm	250-240-183
	4mm	250-240-184
	5mm	250-240-185
	6mm	250-240-186

250-245-000
Suitable Handle, only



Foot width

Bite	Foot width (± 0.1mm)
1.0mm	1.7mm
1.5mm	1.8mm
2.0mm	1.8mm
3.0mm	2.0mm
4.0mm	2.2mm
5.0mm	2.4mm
6.0mm	2.6mm

CERA-CUT® MODEL

Each listed model and handle is also available as CERA-CUT®
To order, please put „CC " behind code number (e.g. 250-210-255CC)

90° ANGLED

Length	Bite	Order Number
180mm, 7"	1mm	250-245-181
	1.5mm	250-245-180
	2mm	250-245-182
	3mm	250-245-183
	4mm	250-245-184
	5mm	250-245-185
200mm, 8"	1mm	250-245-201
	1.5mm	250-245-200
	2mm	250-245-202
	3mm	250-245-203
	4mm	250-245-204
	5mm	250-245-205
230mm, 9"	1mm	250-245-231
	2mm	250-245-232
	3mm	250-245-233
	4mm	250-245-234
	5mm	250-245-235
250mm, 10"	1mm	250-245-251
	2mm	250-245-252
	3mm	250-245-253
	4mm	250-245-254
	5mm	250-245-255

90° ANGLED, BAYONET

Length	Bite	Order Number
180mm, 7"	1mm	250-250-181
	2mm	250-250-182
	3mm	250-250-183
	4mm	250-250-184
	5mm	250-250-185
	6mm	250-250-186

250-245-000
Suitable Handle, only



Foot width

Bite	Foot width (± 0.1mm)
1.0mm	1.7mm
1.5mm	1.8mm
2.0mm	1.8mm
3.0mm	2.0mm
4.0mm	2.2mm
5.0mm	2.4mm
6.0mm	2.6mm

CERA-CUT® MODEL

Each listed model and handle is also available as CERA-CUT
To order, please put „CC " behind code number (e.g. 250-210-255CC)

FORAMINOTOMY, 40° ANGLED

Length	Bite	Order number
180mm, 7"	2mm	250-280-182
	3mm	250-280-183
	4mm	250-280-184
	5mm	250-280-185
200mm, 8"	2mm	250-280-202
	3mm	250-280-203
	4mm	250-280-204
	5mm	250-280-205
230mm, 9"	2mm	250-280-232
	3mm	250-280-233
	4mm	250-280-234
	5mm	250-280-235
250mm, 10"	2mm	250-280-252
	3mm	250-280-253
	4mm	250-280-254
	5mm	250-280-255



Foot width

Bite	Foot width (± 0.1mm)
2.0mm	1.8mm
3.0mm	2.0mm
4.0mm	2.2mm
5.0mm	2.4mm

250-245-000
Suitable Handle, only

CERA-CUT® MODEL

Each listed model and handle is also available as CERA-CUT®
To order, please put „CC " behind code number (e.g. 250-210-255CC)

ASSEMBLY INSTRUCTION

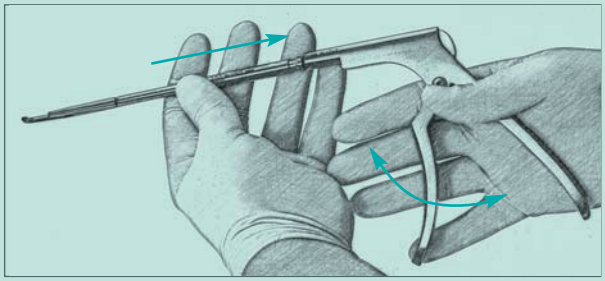

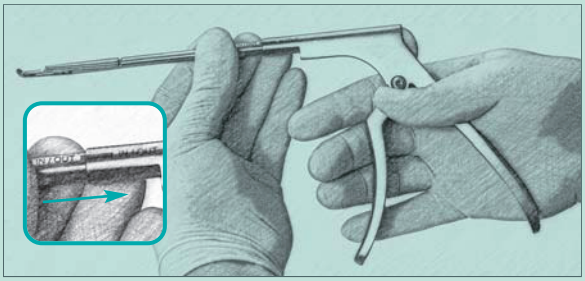

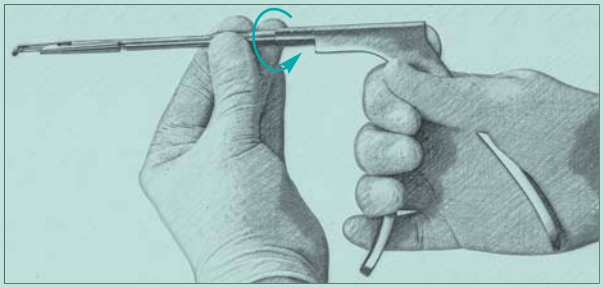

1. Put the shaft into the handle.
   While inserting please make sure that the handle is free to move.
2. Pull the serrated part backwards, „IN-OUT “ lines at shaft and handle at parallel position.
3. Rotate the shaft in the requested position.

Now the shaft is fixed and ready to be used.

DISASSEMBLY INSTRUCTION FOR CLEANING PURPOSES

1. Unscrew the lower end of the shaft from the upper shaft.



2. Slide back the upper shaft towards the edge on the lower shaft and pull it upwards.



3. After sterilization all parts can be easily reassembled.